




The EasyPad 1.5t system comes with a range of brackets suitable for 2 inch wide timbers. Reducing the timber sizes from say an 8 x 2 to a 4 x 2 in your floor frame allows you to achieve more internal height inside your building if you have planning height restrictions of 2.5m to the eaves.



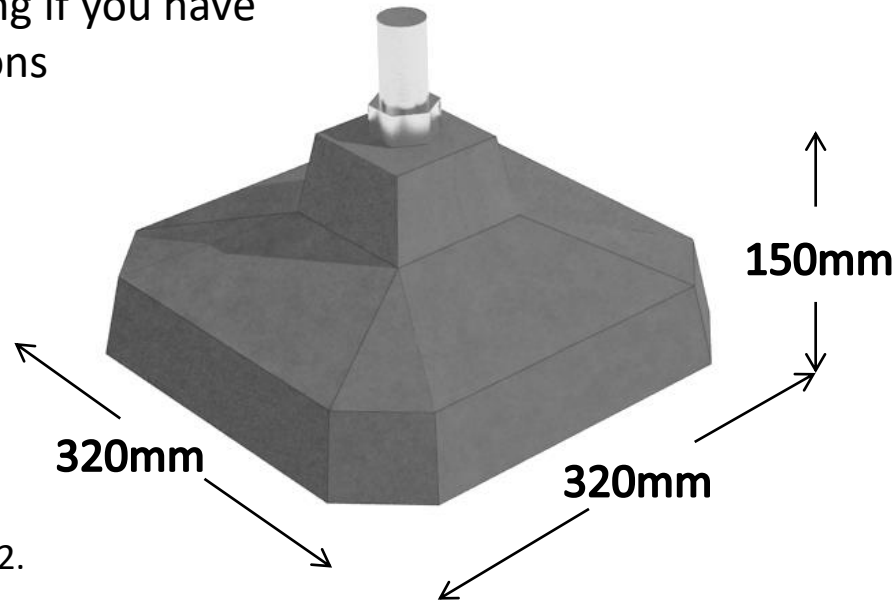
EasyPad Data:

Max vertical load 1.5 tonnes

Self Weight 15 kgs

Max spacing 1.75m

Brackets accept 2inch wide timbers



Ideal for buildings under 30 m2.

- Log Cabins
- Garden Rooms
- Timber Buildings
- Timber Sheds

Bracket Brochure for the EasyPad 1.5 tonne System

T Bracket
2 inch shelf




Corner Bracket
2 inch shelf



Cross Bracket
2 inch shelf



Hexagon Bracket
2 inch shelf



Flat Plate



120mm x 75mm
3 x 4.75 inch

Octagon Bracket
2 inch shelf




Inline Bracket



2 Inch

U Bracket
2 inch shelf



Stilt Bracket



3 Inch Post